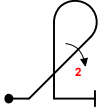
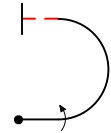
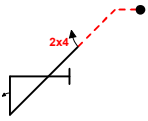
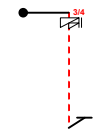

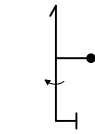
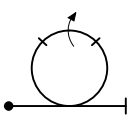
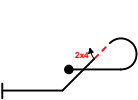
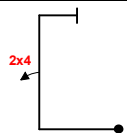
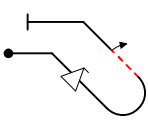


Known SCORESHEET							
A	Official 2012 Sportsman Known		Date:	Category:			
	No	Symbol	Catalogue No.	K	Total K	Score	Remarks
1		8.57.1 9.2.2.4	12 11	23			
2		7.1.1 9.1.3.4	6 8	14			
3		1.15.4 9.1.1.2 9.4.4.2	13 8 5	26			
4		1.6.3 9.11.1.7	10 3	13			
5		8.3.1 9.1.1.2 9.1.5.1	15 8 2	25			
6		5.1.1 9.1.5.4	17 8	25			
7		7.5.1 9.1.3.4	10 8	18			
8		8.42.1 9.4.4.2	10 5	15			
9		1.6.1 9.4.1.2	10 9	19			
10		8.18.3 9.9.4.4 9.1.2.2	13 11 6	30			
11							
12							



Item	Score
Sound	

Item	Yes/No
Pilot/Panel	

Item	Score
Air Space Control	

TOTAL K = **208**

pilot

A/C Type

B**Official 2012 Sportsman Known**

Date:

Program:



wind direction

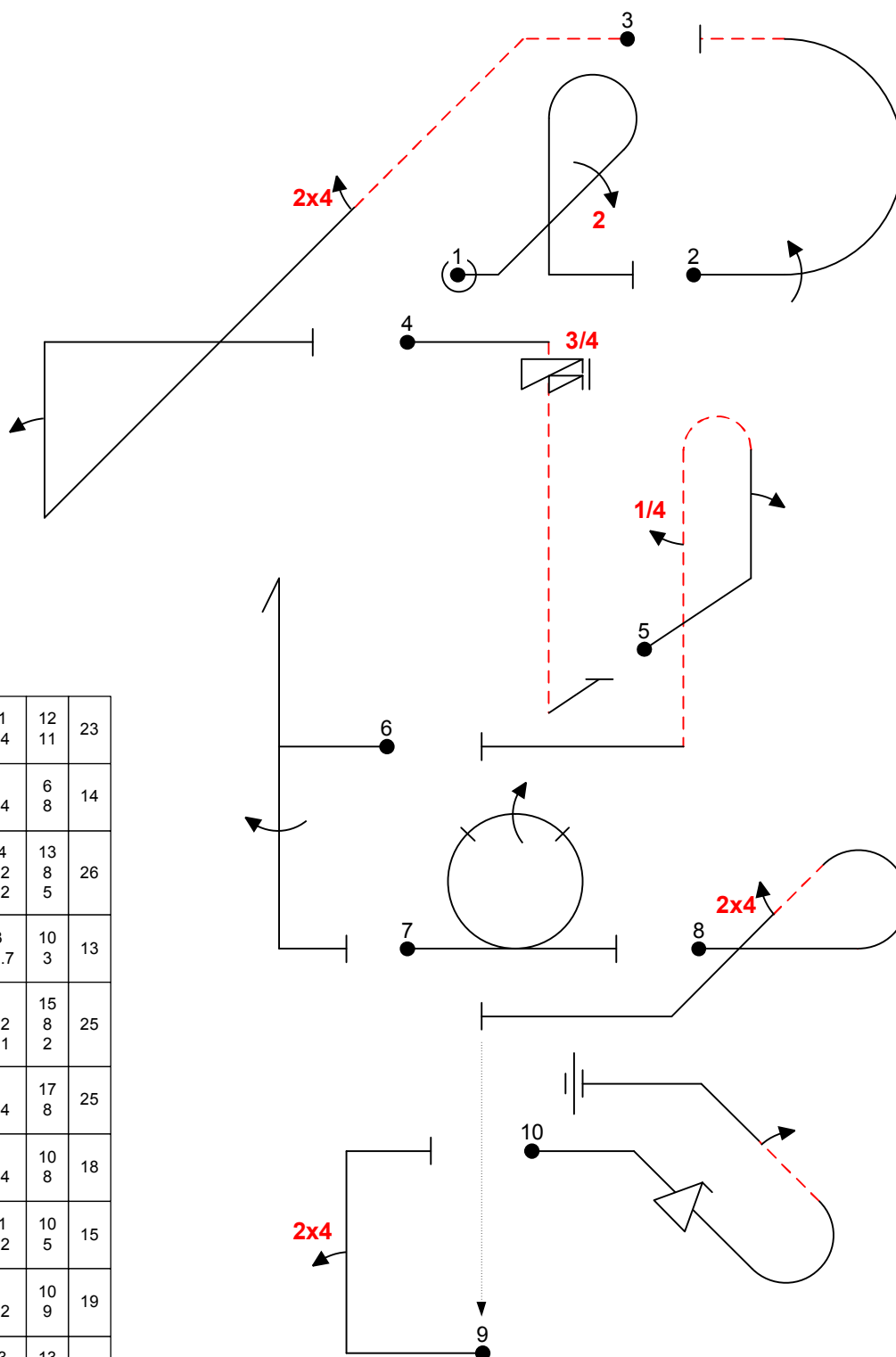


Fig 1	8.57.1 9.2.2.4	12 11	23
Fig 2	7.1.1 9.1.3.4	6 8	14
Fig 3	1.15.4 9.1.1.2 9.4.4.2	13 8 5	26
Fig 4	1.6.3 9.11.1.7	10 3	13
Fig 5	8.3.1 9.1.1.2 9.1.5.1	15 8 2	25
Fig 6	5.1.1 9.1.5.4	17 8	25
Fig 7	7.5.1 9.1.3.4	10 8	18
Fig 8	8.42.1 9.4.4.2	10 5	15
Fig 9	1.6.1 9.4.1.2	10 9	19
Fig 10	8.18.3 9.9.4.4 9.1.2.2	13 11 6	30

Total K = 208

C**Official 2012 Sportsman Known**

Date:

Program:

wind direction

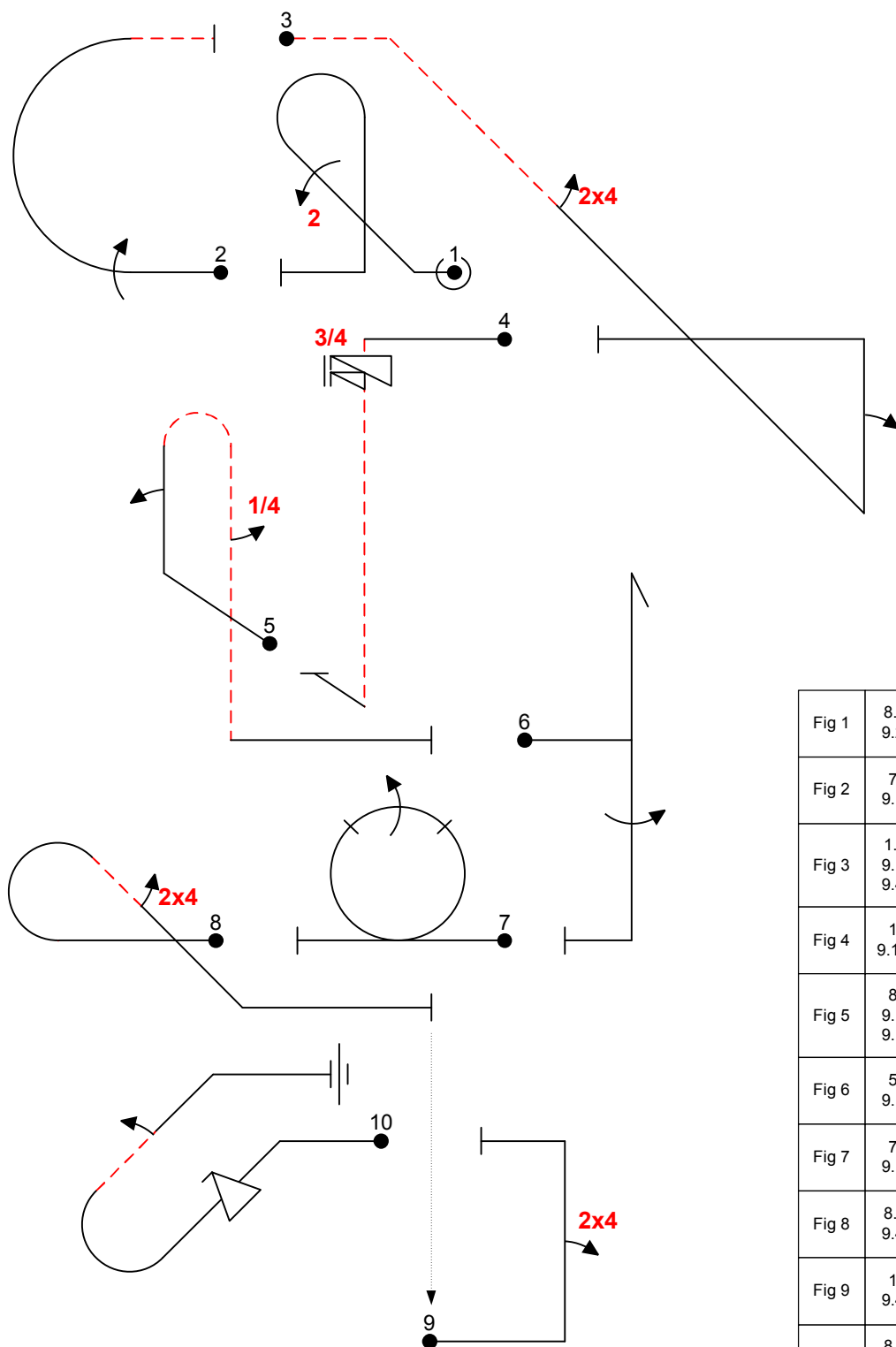


Fig 1	8.57.1 9.2.2.4	12 11	23
Fig 2	7.1.1 9.1.3.4	6 8	14
Fig 3	1.15.4 9.1.1.2 9.4.4.2	13 8 5	26
Fig 4	1.6.3 9.11.1.7	10 3	13
Fig 5	8.3.1 9.1.1.2 9.1.5.1	15 8 2	25
Fig 6	5.1.1 9.1.5.4	17 8	25
Fig 7	7.5.1 9.1.3.4	10 8	18
Fig 8	8.42.1 9.4.4.2	10 5	15
Fig 9	1.6.1 9.4.1.2	10 9	19
Fig 10	8.18.3 9.9.4.4 9.1.2.2	13 11 6	30

Total K = 208